

Note to other teachers and users of these slides: We would be delighted if you found our material useful for giving your own lectures. Feel free to use these slides verbatim, or to modify them to fit your own needs. If you make use of a significant portion of these slides in your own lecture, please include this message, or a link to our web site: <http://www.mmds.org>

Finding Similar Items: Locality Sensitive Hashing

CS246: Mining Massive Datasets
Jure Leskovec, Stanford University
<http://cs246.stanford.edu>



New thread: High dim. data

High dim. data

Locality sensitive hashing

Clustering

Dimensionality reduction

Graph data

PageRank, SimRank

Network Analysis

Spam Detection

Infinite data

Filtering data streams

Web advertising

Queries on streams

Machine learning

SVM

Decision Trees

Perceptron, kNN

Apps

Recommender systems

Association Rules


Duplicate document detection

Pinterest Visual Search



Given a query image patch, find similar images

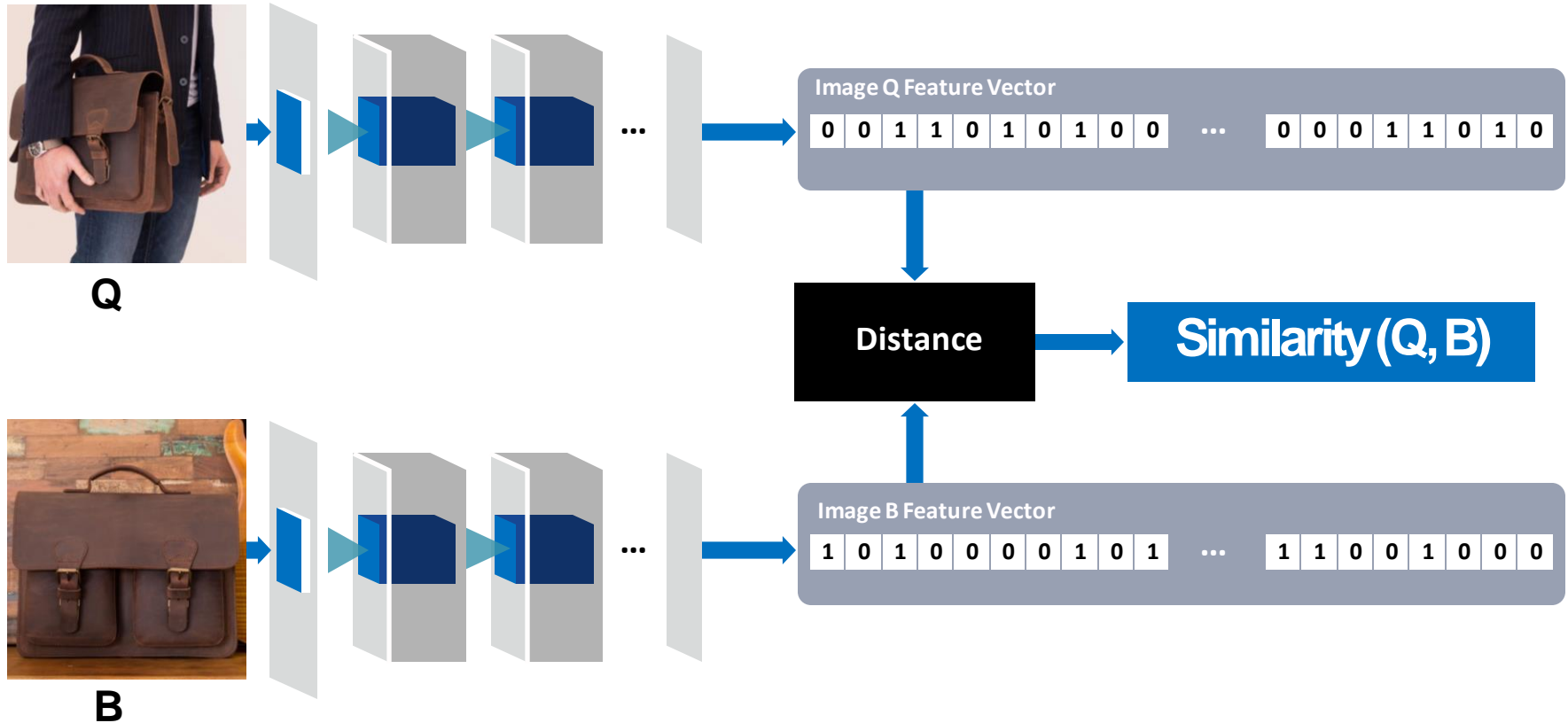
Visually similar results



franklin chandelier tribeca franklin chandeliers franklin tribeca

New Decor #1	Robin Lane Lighting	Menu Tribeca Series Franklin Chandelier Nest.co.uk Tamsin Paola Lighting	from A-TAK DESIGN A-TAK DESIGN kasia mostin lamps
Veronika W Lighting	WOHNWUNDERBAR LAMPEN #5	Carla Vent Home	Karin Daar Belysning #2
Tribeca Franklin Chandelier	Heidi Pisku Green or greenish walls	Magnificently Modern Modern & Contemporary ...	Stefan M.P. Furniture, Light, Accessor... #3

How does it work?



- Collect billions of images
- Determine feature vector for each image (4k dim)
- **Given a query Q , find nearest neighbors FAST**

How does it work?



Q

Nearest neighbor query
in the embedding space



Application: Visual Search



Visually similar results



Q

shoes sneakers nike adidas fashion light up shoes style air force

Nike
Kasia fashion

V
Gabriela Sg #15

"zizi repetto" #1
Bonnie & Jane Look

kris van assche sneakers #1
Natalia Biliska lust


This COS top from the men's section ticks all the right...
Carlo Bevelander Low Top

stan smith outfits - Buscar con Google
Denys Finch-Hatton Sneakers

Glorious Ladies #7

A Common Metaphor

- Many problems can be expressed as finding “similar” sets:
 - Find near-neighbors in high-dimensional space
- **Examples:**
 - Pages with similar words
 - For duplicate detection, classification by topic
 - Customers who purchased similar products
 - Products with similar customer sets
 - Images with similar features
 - Image completion
 - Recommendations and search



Problem for today's lecture (1)

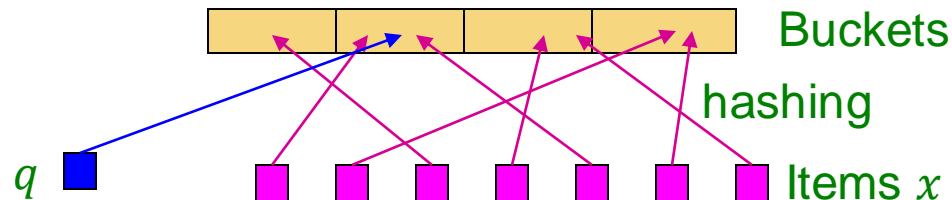
- **Given:** High dimensional data points x_1, x_2, \dots
 - **For example:** Image is a long vector of pixel colors
- **And some distance function** $d(x_1, x_2)$
 - which quantifies the “distance” between x_1 and x_2
- **Goal:** Given q , find **data points** x_j that are within distance threshold $d(q, x_j) \leq s$
- **Note:** Naïve solution would take $O(N)$ where N is the number of data points
- **MAGIC:** This can be done in $O(1)!!$ How??

Problem for today's lecture (2)

- **Given: High dimensional data points x_1, x_2, \dots**
 - **For example:** Image is a long vector of pixel colors
- **And some distance function $d(x_1, x_2)$**
 - which quantifies the “distance” between x_1 and x_2
- **Goal:** Find **all pairs of data points (x_i, x_j)** that are within distance threshold $d(x_i, x_j) \leq s$
- **Note:** Naïve solution would take $O(N^2)$
where N is the number of data points
- **MAGIC: This can be done in $O(N)$!! How??**

Overview of LSH: The Bigfoot of CS

- LSH is really a family of related techniques
- In general, one throws items into buckets using several different “hash functions”.
- You examine only those pairs of items that share a bucket for at least one of these hashings.



- **Upside:** Designed correctly, only a small fraction of points are ever examined
- **Downside:** There are *false negatives* – there might be similar items that get missed

Motivating Application: Finding Similar Documents

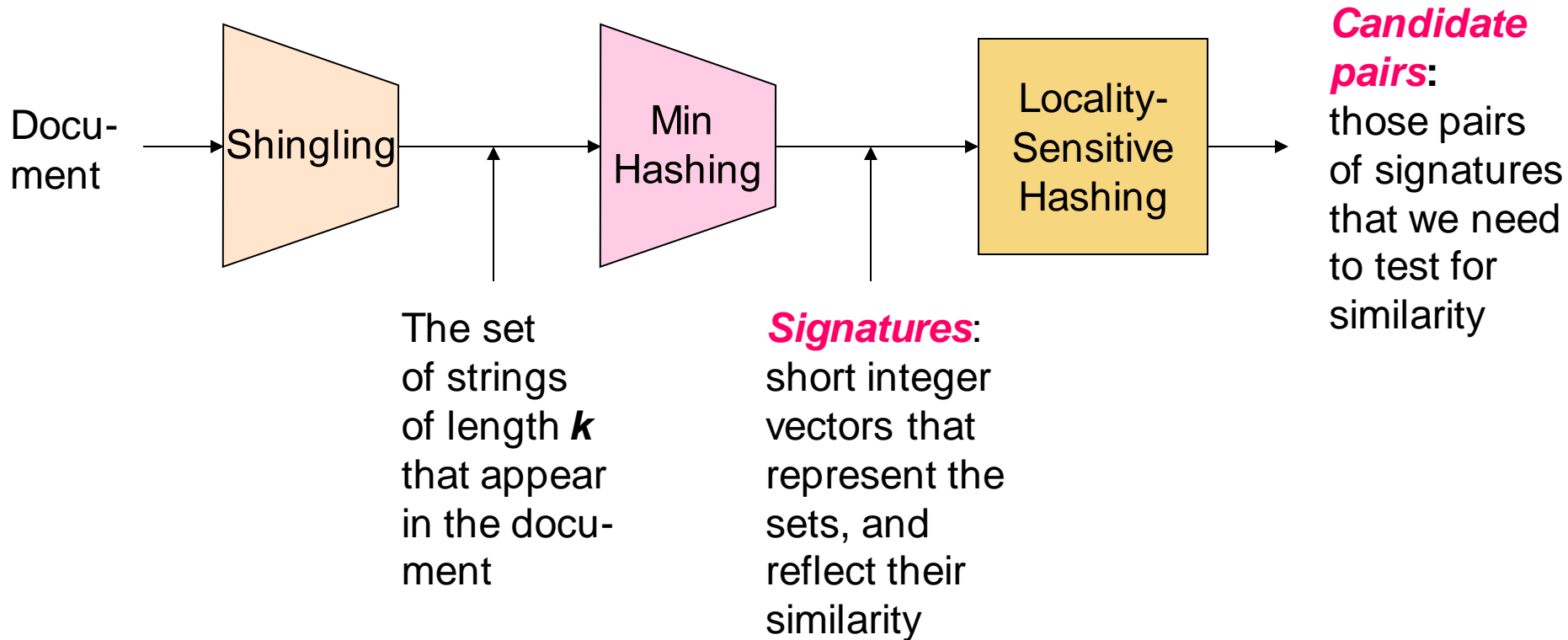
Motivation for Min-Hash/LSH

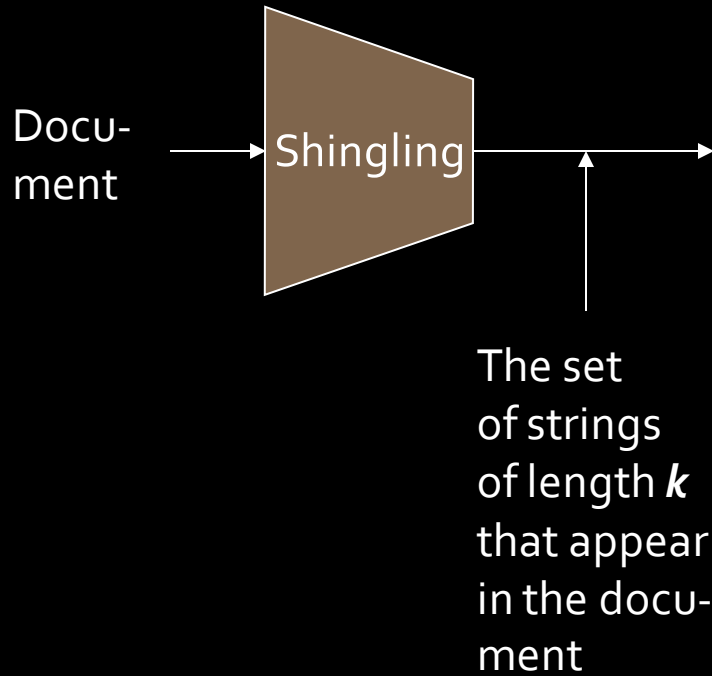
- **Suppose we need to find near-duplicate documents among $N = 1$ million documents**
 - Naïvely, we would have to compute **pairwise similarities** for **every pair of docs**
 - $N(N - 1)/2 \approx 5 \cdot 10^{11}$ comparisons
 - At 10^5 secs/day and 10^6 comparisons/sec, it would take **5 days**
 - For $N = 10$ million, it takes more than a year...
- Similarly, we have a dataset of 10B documents, quickly find the document that is most similar to query document q .

3 Essential Steps for Similar Docs

1. **Shingling**: Converts a document into a set representation (Boolean vector)
2. **Min-Hashing**: Convert large sets to short signatures, while preserving similarity
3. **Locality-Sensitive Hashing**: Focus on pairs of signatures likely to be from similar documents
 - **Candidate pairs!**

The Big Picture





Shingling

Step 1: *Shingling*:

Convert a document into a set

Documents as High-Dim Data

Step 1: *Shingling*: Converts a document into a set

- A ***k*-shingle** (or ***k*-gram**) for a document is a sequence of ***k* tokens** that appears in the doc
 - Tokens can be **characters**, **words** or something else, depending on the application
 - Assume tokens = characters for examples
- To **compress long shingles**, we can **hash** them to (say) 4 bytes
- **Represent a document by the set of hash values of its *k*-shingles**

Compressing Shingles

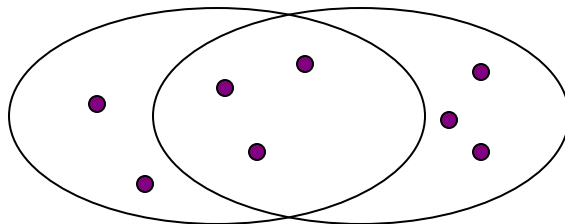
- **Example:** $k=2$; document $D_1 = \text{abcab}$
Set of 2-shingles: $S(D_1) = \{\text{ab}, \text{bc}, \text{ca}\}$
Hash the shingles: $h(D_1) = \{1, 5, 7\}$
- $k = 8, 9, \text{ or } 10$ is often used in practice
- **Benefits of shingles:**
 - Documents that are intuitively similar will have many shingles in common
 - Changing a word only affects k -shingles within distance $k-1$ from the word

Similarity Metric for Shingles

- Document D_i is represented by a set of its k -shingles $C_i = S(D_i)$
- A natural similarity measure is the **Jaccard similarity**:

$$\text{sim}(D_1, D_2) = |C_1 \cap C_2| / |C_1 \cup C_2|$$

Jaccard distance: $d(C_1, C_2) = 1 - |C_1 \cap C_2| / |C_1 \cup C_2|$



3 in intersection.
8 in union.
Jaccard similarity
= 3/8

From Sets to Boolean Matrices

Encode sets using 0/1 (bit, Boolean) vectors

- **Rows** = elements (shingles)
- **Columns** = sets (documents)
 - 1 in row e and column s if and only if e is a member of s
 - Column similarity is the Jaccard similarity of the corresponding sets (rows with value 1)
 - **Typical matrix is sparse!**
- **Each document is a column:**
 - **Example:** $\text{sim}(C_1, C_2) = ?$
 - Size of intersection = 3; size of union = 6, Jaccard similarity (not distance) = $3/6$
 - $d(C_1, C_2) = 1 - (\text{Jaccard similarity}) = 3/6$

	Documents			
Shingles	1	1	1	0
	1	1	0	1
	0	1	0	1
	0	0	0	1
	1	0	0	1
	1	1	1	0
	1	0	1	0

We don't really construct the matrix; just imagine it exists

Outline: Finding Similar Columns

■ So far:

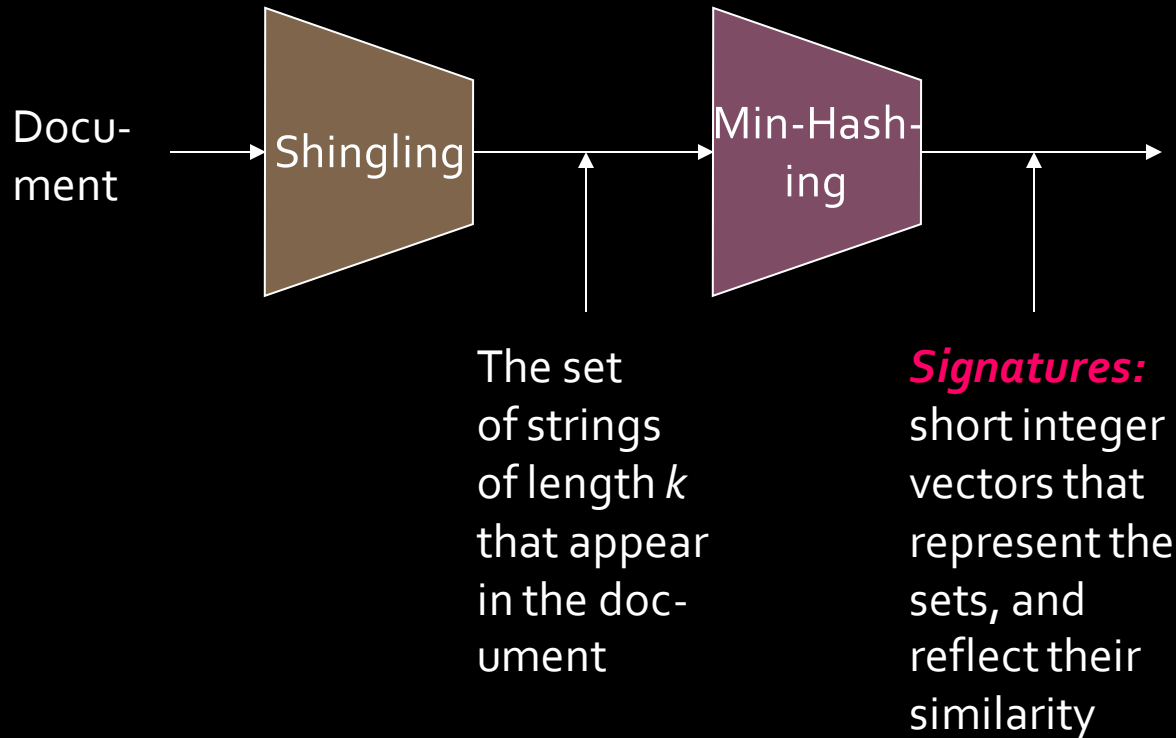
- Documents → Sets of shingles
- Represent sets as Boolean vectors in a matrix

■ Next goal: Find similar columns while computing small signatures

- Similarity of columns == similarity of signatures

■ Warnings:

- Comparing all pairs takes too much time: **Job for LSH**
 - These methods can produce false negatives, and even false positives (if the optional check is not made)



Min-Hashing

Step 2: **Min-Hashing:** Convert large sets to short signatures, while preserving similarity

Hashing Columns (Signatures)

- **Key idea:** “hash” each column C to a small *signature* $h(C)$, such that:
 - $sim(C_1, C_2)$ is the same as the “similarity” of signatures $h(C_1)$ and $h(C_2)$
- **Goal: Find a hash function $h(\cdot)$ such that:**
 - If $sim(C_1, C_2)$ is high, then with high prob. $h(C_1) = h(C_2)$
 - If $sim(C_1, C_2)$ is low, then with high prob. $h(C_1) \neq h(C_2)$
- **Idea: Hash docs into buckets. Expect that “most” pairs of near duplicate docs hash into the same bucket!**

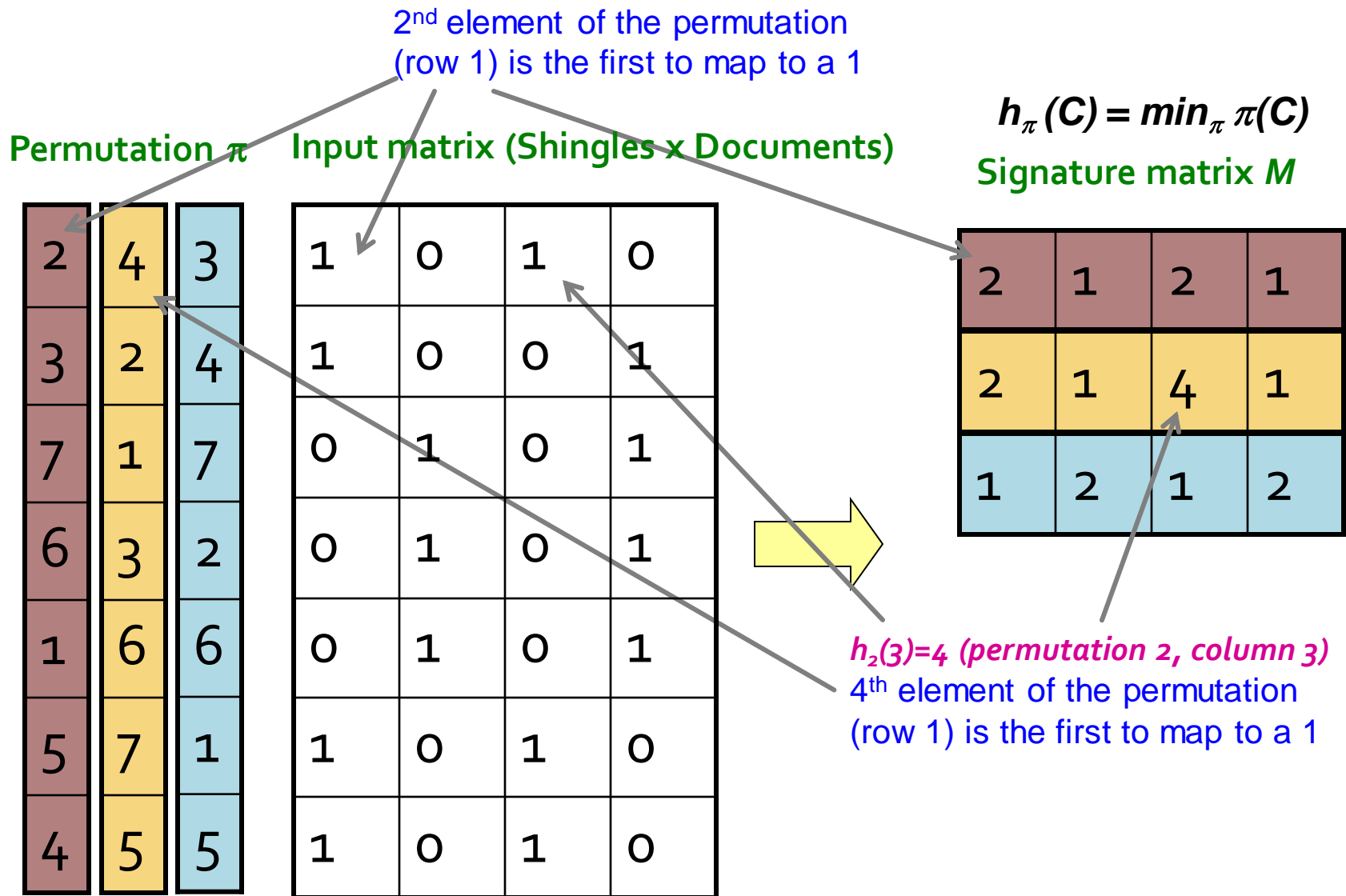
Min-Hashing: Goal

- **Goal: Find a hash function $h(\cdot)$ such that:**
 - if $sim(C_1, C_2)$ is high, then with high prob. $h(C_1) = h(C_2)$
 - if $sim(C_1, C_2)$ is low, then with high prob. $h(C_1) \neq h(C_2)$
- **Clearly, the hash function depends on the similarity metric:**
 - Not all similarity metrics have a suitable hash function
- **There is a suitable hash function for the Jaccard similarity: It is called **Min-Hashing****

Min-Hashing: Overview

- Permute the rows of the Boolean matrix using some permutation π
 - Thought experiment – not real
- Define **minhash function** for this permutation π , $h_{\pi}(\mathbf{C})$ = the number of the first (in the permuted order) row in which column C has value 1.
 - Denoted this as: $h_{\pi}(\mathbf{C}) = \min_{\pi} \pi(\mathbf{C})$
- Apply, to all columns, several randomly chosen permutations π to create a **signature** for each column
- **Result is a signature matrix:** Columns = sets, Rows = minhash values for each permutation π

Min-Hashing Example



A Subtle Point

- Students sometimes ask whether the minhash value should be the original number of the row, or the number in the permuted order (as we did in our example).
- **Answer: It doesn't matter.**
 - We only need to be consistent and assure that two columns get the same value if and only if their first 1's in the permuted order are in the same row.

The Min-Hash Property (1)

0	0
0	0
1	1
0	0
0	1
1	0

- Choose a random permutation π
- Claim: $\Pr[h_\pi(C_1) = h_\pi(C_2)] = \text{sim}(C_1, C_2)$
- Why?
 - Let X be a doc (set of shingles), $z \in X$ is a shingle
 - Then: $\Pr[\pi(z) = \min(\pi(X))] = 1/|X|$
 - It is equally likely that any $z \in X$ is mapped to the *min* element
 - Now, let y be s.t. $\pi(y) = \min(\pi(C_1 \cup C_2))$
 - Then either: $\pi(y) = \min(\pi(C_1))$ if $y \in C_1$, or $\pi(y) = \min(\pi(C_2))$ if $y \in C_2$
 - One of the two cols should have 1 at position y
 - So the prob. that **both** are true is the prob. $y \in C_1 \cap C_2$
 - $\Pr[\min(\pi(C_1)) = \min(\pi(C_2))] = |C_1 \cap C_2| / |C_1 \cup C_2| = \text{sim}(C_1, C_2)$

Another Way to See This

0	0
0	0
1	1
0	0
0	1
1	0

- Given cols C_1 and C_2 , rows are classified as:

	C_1	C_2
A	1	1
B	1	0
C	0	1
D	0	0

- Define: a = # rows of type A, etc.
- Note: $\text{sim}(C_1, C_2) = a / (a + b + c)$
- Then: $\Pr[h(C_1) = h(C_2)] = \text{Sim}(C_1, C_2)$
 - Look down the permuted cols C_1 and C_2 until we see a 1
 - If it's a type-A row, then $h(C_1) = h(C_2)$
If a type-B or type-C row, then not

Similarity for Signatures

- We know: $\Pr[h_{\pi}(C_1) = h_{\pi}(C_2)] = \text{sim}(C_1, C_2)$
- Now generalize to multiple hash functions
- The *similarity of two signatures* is the fraction of the hash functions in which they agree
- Thus, the expected similarity of two signatures equals the Jaccard similarity of the columns or sets that the signatures represent
 - And the longer the signatures, the smaller will be the expected error

Min-Hashing Example

Permutation π

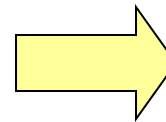
2	4	3
3	2	4
7	1	7
6	3	2
1	6	6
5	7	1
4	5	5

Input matrix (Shingles x Documents)

1	0	1	0
1	0	0	1
0	1	0	1
0	1	0	1
0	1	0	1
1	0	1	0
1	0	1	0

Signature matrix M

2	1	2	1
2	1	4	1
1	2	1	2



Similarities:

	1-3	2-4	1-2	3-4
Col/Col	0.75	0.75	0	0
Sig/Sig	0.67	1.00	0	0

Implementation Trick

- **Permuting rows even once is prohibitive**
- **Row hashing!**
 - Pick $K = 100$ hash functions h_i
 - Ordering under h_i gives a random permutation π of rows!
- **One-pass implementation**
 - For each column c and hash-func. h_i keep a “slot” $M(i, c)$ for the min-hash value of column c and hash-func i
 - Initialize all $M(i, c) = \infty$
 - **Scan rows looking for 1s**
 - Suppose row j has 1 in column c
 - Then for each h_i :
 - If $h_i(j) < M(i, c)$, then $M(i, c) \leftarrow h_i(j)$

How to pick a random hash function $h(x)$?

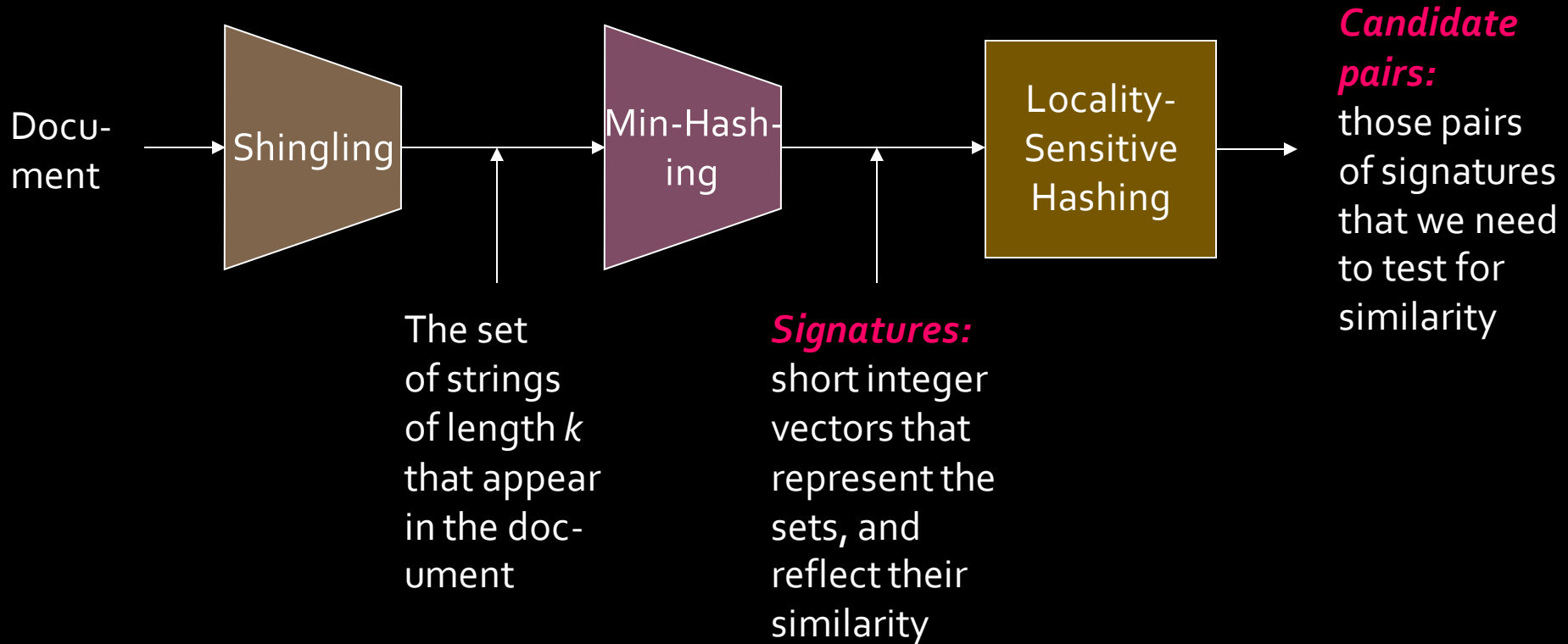
Universal hashing:

$$h_{a,b}(x) = ((a \cdot x + b) \bmod p) \bmod N$$

where:

a, b ... random integers

p ... prime number ($p > N$)



Locality Sensitive Hashing

Step 3: *Locality Sensitive Hashing:*

Focus on pairs of signatures likely to be from similar documents

LSH: Overview

2	1	4	1
1	2	1	2
2	1	2	1

- **Goal:** Find documents with Jaccard similarity at least s (for some similarity threshold, e.g., $s=0.8$)
- **LSH – General idea:** Use a hash function that tells whether x and y is a *candidate pair*: a pair of elements whose similarity must be evaluated
- **For Min-Hash matrices:**
 - Hash columns of *signature matrix* M to many buckets
 - Each pair of documents that hashes into the same bucket is a *candidate pair*

LSH: Overview

2	1	4	1
1	2	1	2
2	1	2	1

- Pick a similarity threshold s ($0 < s < 1$)
- Columns \mathbf{x} and \mathbf{y} of \mathbf{M} are a **candidate pair** if their signatures agree on at least fraction s of their rows:
 $M(i, \mathbf{x}) = M(i, \mathbf{y})$ for at least frac. s values of i
 - We expect documents \mathbf{x} and \mathbf{y} to have the same (Jaccard) similarity as their signatures

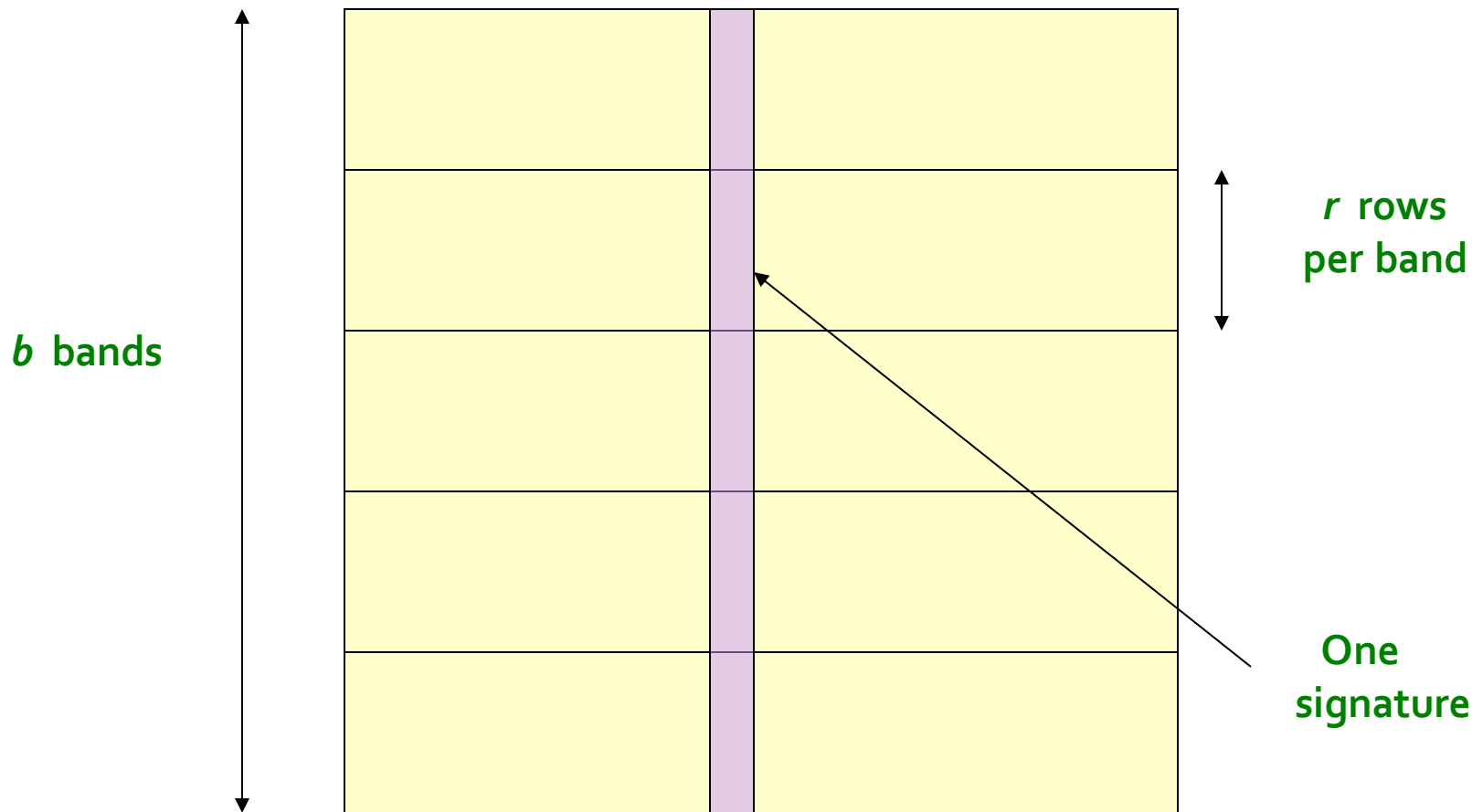
LSH for Min-Hash

2	1	4	1
1	2	1	2
2	1	2	1

- **Big idea: Hash columns of signature matrix M several times**
- Arrange that (only) **similar columns** are likely to **hash to the same bucket**, with high probability
- **Candidate pairs are those that hash to the same bucket**

Partition M into b Bands

2	1	4	1
1	2	1	2
2	1	2	1

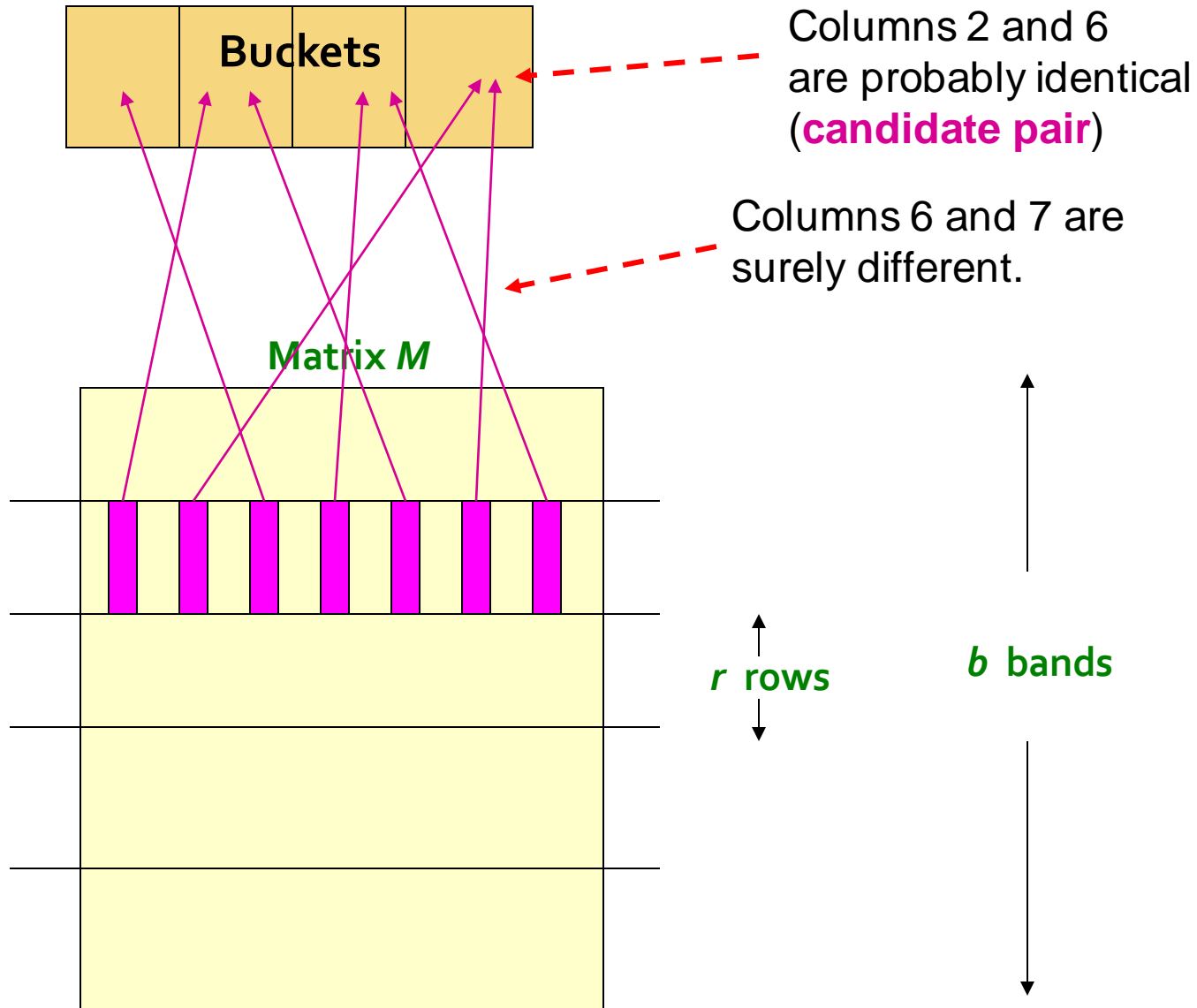


Signature matrix M

Partition M into Bands

- Divide matrix M into b bands of r rows
- For each band, hash its portion of each column to a hash table with k buckets
 - Make k as large as possible
- **Candidate** column pairs are those that hash to the same bucket for ≥ 1 bands
- Tune b and r to catch most similar pairs, but few non-similar pairs

Hashing Bands



Simplifying Assumption

- There are **enough buckets** that columns are unlikely to hash to the same bucket unless they are **identical** in a particular band.
- Hereafter, we assume that “**same bucket**” means “**identical in that band**”.
- Assumption needed only to simplify analysis, not for correctness of algorithm.

Example of Bands

2	1	4	1
1	2	1	2
2	1	2	1

Assume the following case:

- Suppose 100,000 columns of M (100k docs)
- Signatures of length 100, stored as integers (rows)
- Therefore, signatures take 40MB
- **Goal:** Find pairs of documents that are at least $s = 0.8$ similar
- Choose $b = 20$ bands of $r = 5$ integers/band

If C_1, C_2 are 80% Similar

2	1	4	1
1	2	1	2
2	1	2	1

- Find pairs of $\geq s=0.8$ similarity, set $b=20, r=5$
- **Assume:** $\text{sim}(C_1, C_2) = 0.8$
 - Since $\text{sim}(C_1, C_2) \geq s$, we want C_1, C_2 to be a **candidate pair**: We want them to hash to at **least 1 common bucket** (at least one band is identical)
- **Probability C_1, C_2 identical in one particular band:** $(0.8)^5 = 0.328$
- Probability C_1, C_2 are **not** similar in all 20 bands: $(1-0.328)^{20} = 0.00035$
 - i.e., about 1/3000th of the 80%-similar column pairs are **false negatives** (we miss them)
 - **We would find 99.965% pairs of truly similar documents**

If C_1, C_2 are 30% Similar

2	1	4	1
1	2	1	2
2	1	2	1

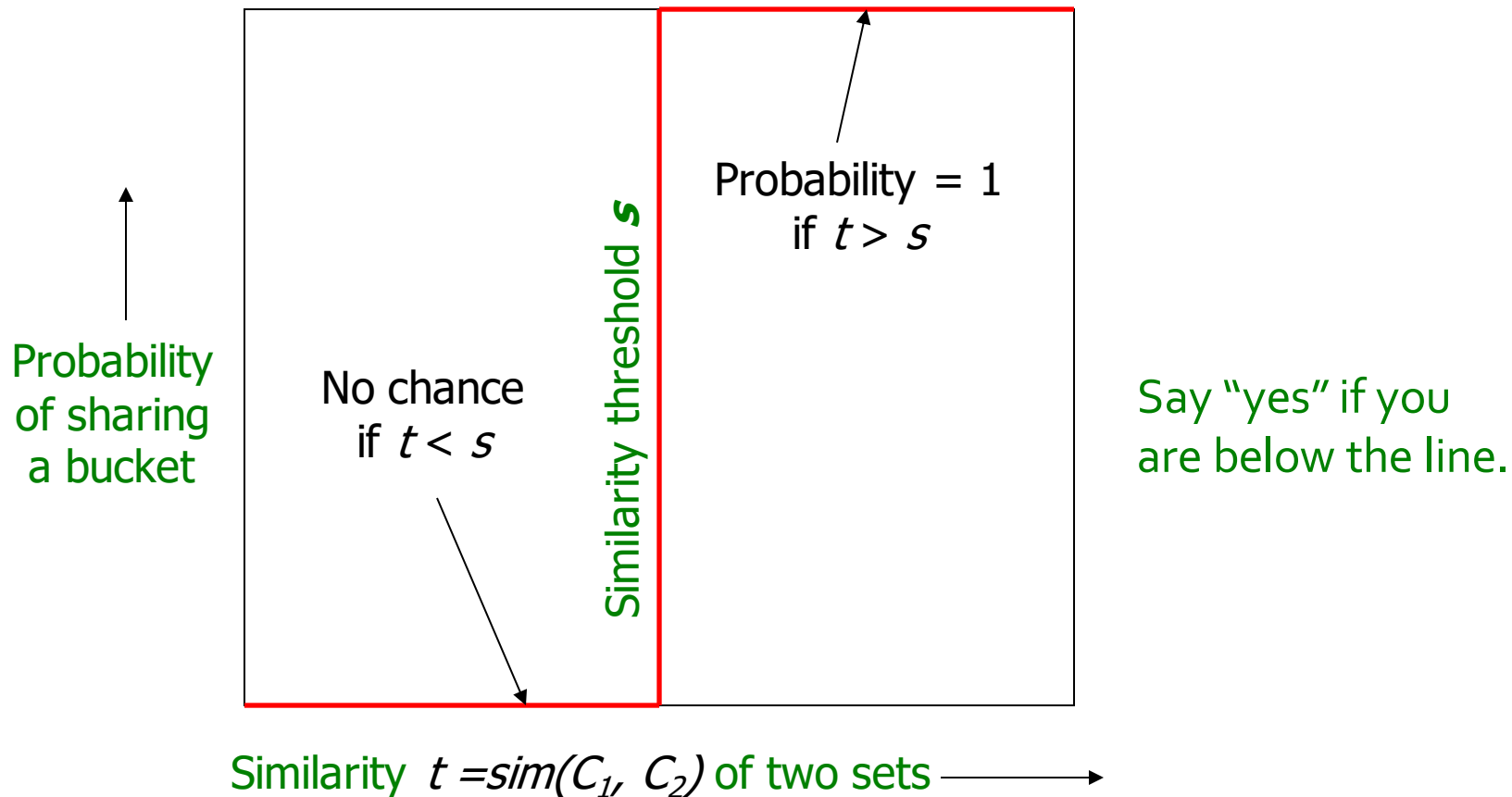
- Find pairs of $\geq s=0.8$ similarity, set $b=20, r=5$
- **Assume:** $\text{sim}(C_1, C_2) = 0.3$
 - Since $\text{sim}(C_1, C_2) < s$ we want C_1, C_2 to hash to **NO common buckets** (all bands should be different)
- **Probability C_1, C_2 identical in one particular band:** $(0.3)^5 = 0.00243$
- Probability C_1, C_2 identical in at least 1 of 20 bands: $1 - (1 - 0.00243)^{20} = 0.0474$
 - In other words, approximately 4.74% pairs of docs with similarity 0.3 end up becoming **candidate pairs**
 - They are **false positives** since we will have to examine them (they are candidate pairs) but then it will turn out their similarity is below threshold s

LSH Involves a Tradeoff

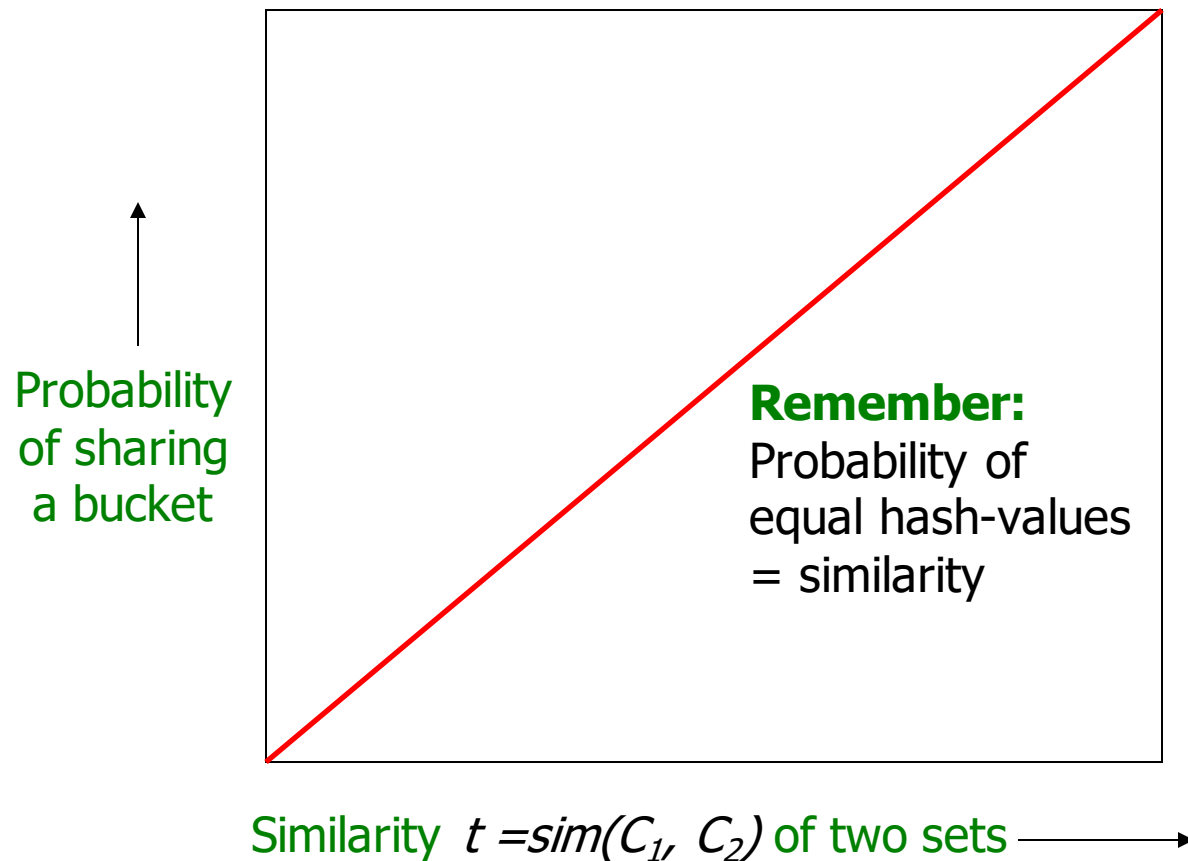
2	1	4	1
1	2	1	2
2	1	2	1

- **Pick:**
 - The number of Min-Hashes (rows of M)
 - The number of bands b , and
 - The number of rows r per band to balance false positives/negatives
 - Note, $M=b*r$
- **Example:** If we had only 10 bands of 10 rows, the number of false positives would go down, but the number of false negatives would go up

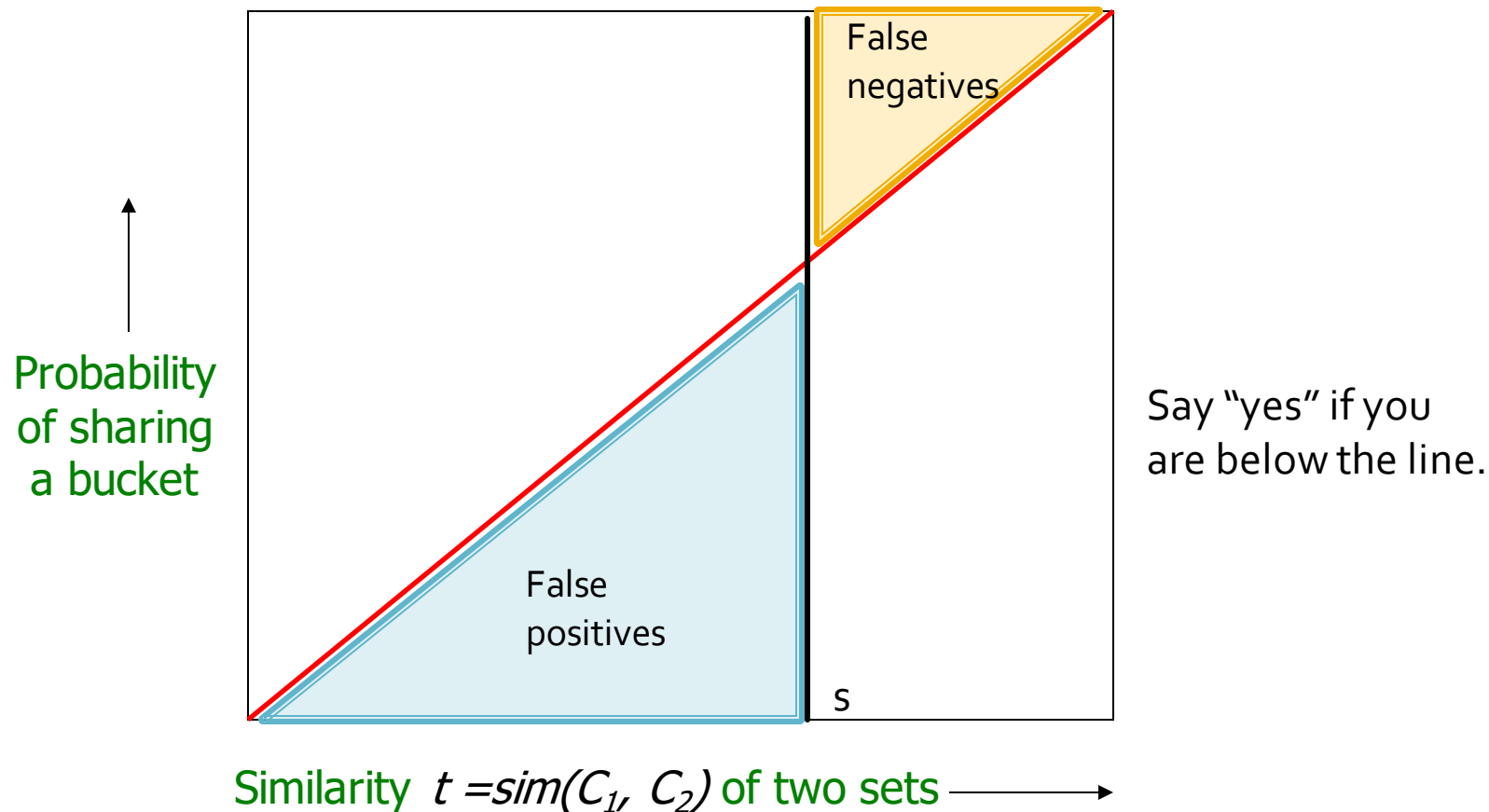
Analysis of LSH – What We Want



What 1 Band of 1 Row Gives You



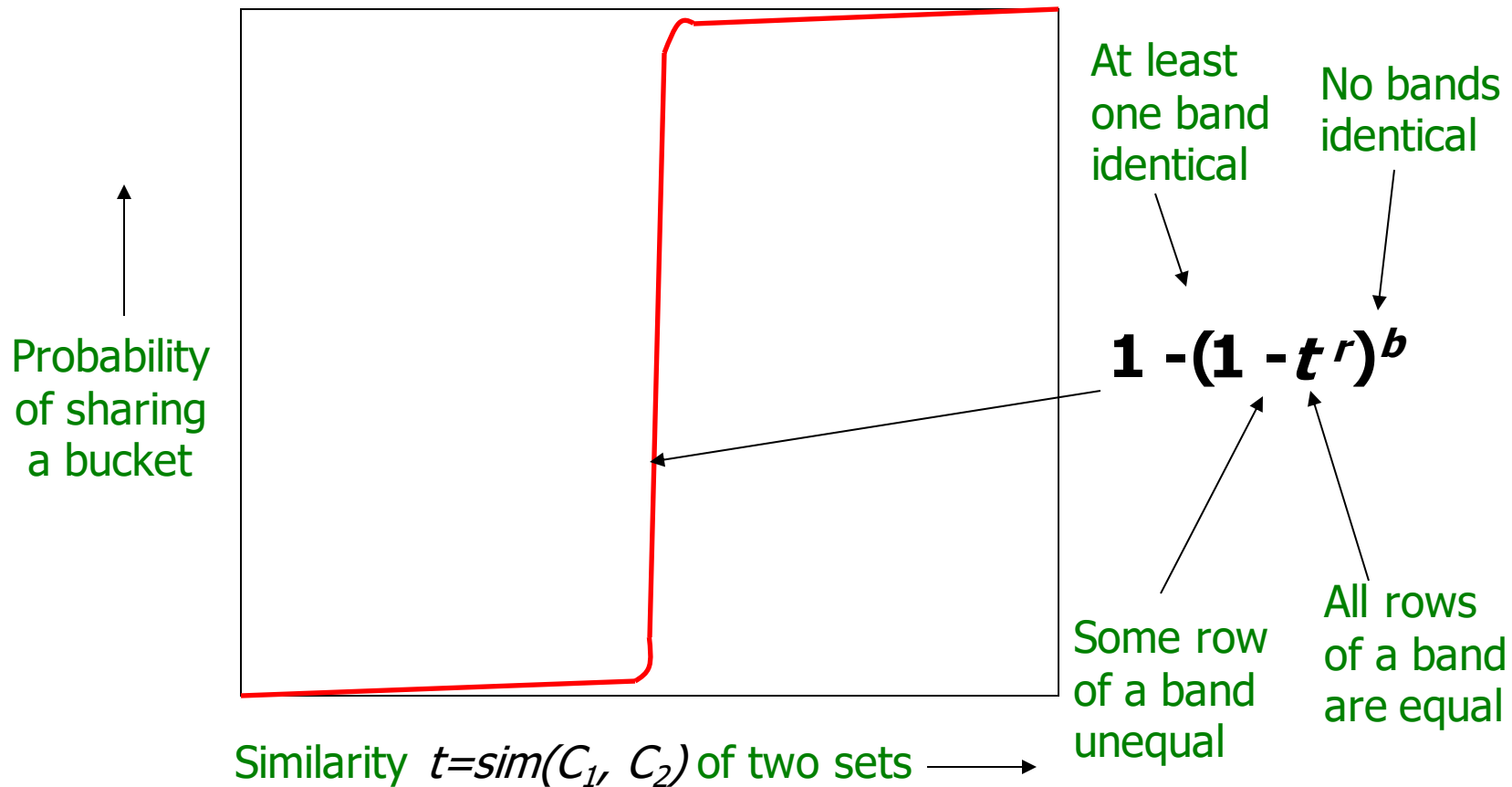
What τ Band of τ Row Gives You



b bands, r rows/band

- Say columns C_1 and C_2 have similarity t
- Pick any band (r rows)
 - Prob. that all rows in band equal = t^r
 - Prob. that some row in band unequal = $1 - t^r$
- Prob. that no band identical = $(1 - t^r)^b$
- Prob. that at least 1 band identical =
 $1 - (1 - t^r)^b$

What b Bands of r Rows Gives You



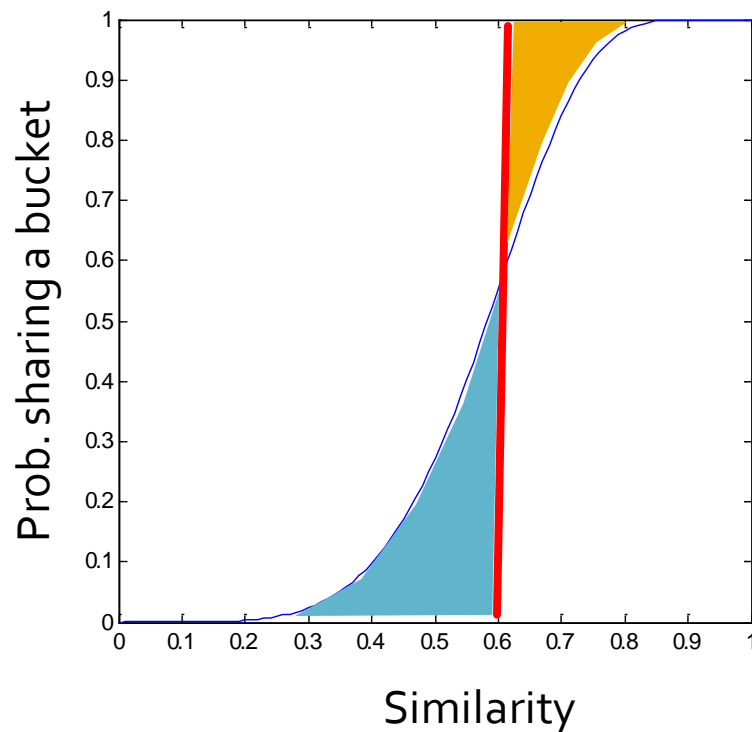
Example: $b = 20; r = 5$

- Similarity threshold s
- Prob. that at least 1 band is identical:

s	$1-(1-s^r)^b$
0.2	0.006
0.3	0.047
0.4	0.186
0.5	0.470
0.6	0.802
0.7	0.975
0.8	0.9996

Picking r and b : The S-curve

- Picking r and b to get the best S-curve
 - 50 hash-functions ($r=5$, $b=10$)



Yellow area: False Negative rate

Blue area: False Positive rate

LSH Summary

- Tune M, b, r to get almost all pairs with similar signatures, but eliminate most pairs that do not have similar signatures
- Check in main memory that **candidate pairs** really do have **similar signatures**
- **Optional:** In another pass through data, check that the remaining candidate pairs really represent similar documents

Summary: 3 Steps

- **Shingling:** Convert documents to set representation
 - We used hashing to assign each shingle an ID
- **Min-Hashing:** Convert large sets to short signatures, while preserving similarity
 - We used **similarity preserving hashing** to generate signatures with property $\Pr[h_{\pi}(C_1) = h_{\pi}(C_2)] = \text{sim}(C_1, C_2)$
 - We used hashing to get around generating random permutations
- **Locality-Sensitive Hashing:** Focus on pairs of signatures likely to be from similar documents
 - We used hashing to find **candidate pairs** of similarity $\geq s$